



RACE TRANSPORTER 7

Exceptional specification and a lighter, stronger, smarter design, the **Race Transporter 7** takes enclosed car transport to a new level. Available in black or white and in tri-axle and weight-saving twin-axle models.

STRONGER.
LIGHTER.
SMARTER.








- ↖ Central control interface for system information and trailer operation
- ↑ Battery level display on control interface and viewable via app
- ← Tilt function and powered rear door can be operated via the control interface or by wireless remote



- ↑ Composite floor is lighter, stronger and safer than traditional deck-board
- ↖ Twin floor lockers provide storage for heavy/bulky items
- ↙ Heavy-duty deck pads offer a high-grip surface and anchor points for straps
- ↓ Adjustable low-profile wheel chock



RACE TRANSPORTER 7

Wireless electric tilt operation effortlessly
creates a low loading angle






↑ Side mounted LED reversing lights

→ Rear loading lights and full-length interior LED strip lights


↓ Spare wheel with protective cover





↑ Electric winch with synthetic rope
and wireless operation

← Weight saving twin-axle option
→ New lightweight chassis



↑ Bold new look

↖ New lightweight chassis

← Large flush twin side doors and
front hatches

↓ Diamond-cut anthracite alloy
wheels as standard

